

# Draw the Line

# Respect the Line

# Logic Model

advancing  
health  
equity

**etr.**

ETR (Education, Training and Research) is a nonprofit organization committed to providing science-based innovative solutions in health and education designed to achieve transformative change in individuals, families and communities. We invite health professionals, educators and consumers to learn more about our high-quality programs, publications and applied research, evaluation and professional development services by contacting us at 1-800-321-4407, [www.etr.org](http://www.etr.org).

©2011 ETR. Updated 2015. All Rights Reserved.

Published by ETR  
Scotts Valley, CA 95066-3248

Title No. C014

# **Logic Model**

---

Logic models are graphic depictions that show clearly and concisely the causal mechanisms through which specific interventions can affect behavior and thereby achieve a health goal. They should be based in part upon theory and thus portray the “theories of change” that underlie an intervention.

While there are many types of logic models, some logic models specify (1) the health goal to be achieved, (2) the behaviors a person needs to change to achieve a health goal, (3) the risk or protective factors that affect those behaviors, and (4) the intervention components or activities designed to change each selected risk and protective factor.

In the figures below, first is a snapshot of a logic model for *Draw the Line/Respect the Line*. That model simply specifies all the activities, all the risk and protective factors and all the behaviors designed to affect the two health goals of *Draw the Line/Respect the Line*. Second is a more detailed model that specifies which particular activities affect which specific risk and protective factors, which in turn affect specific behaviors that affect teen pregnancy and sexually transmitted diseases.

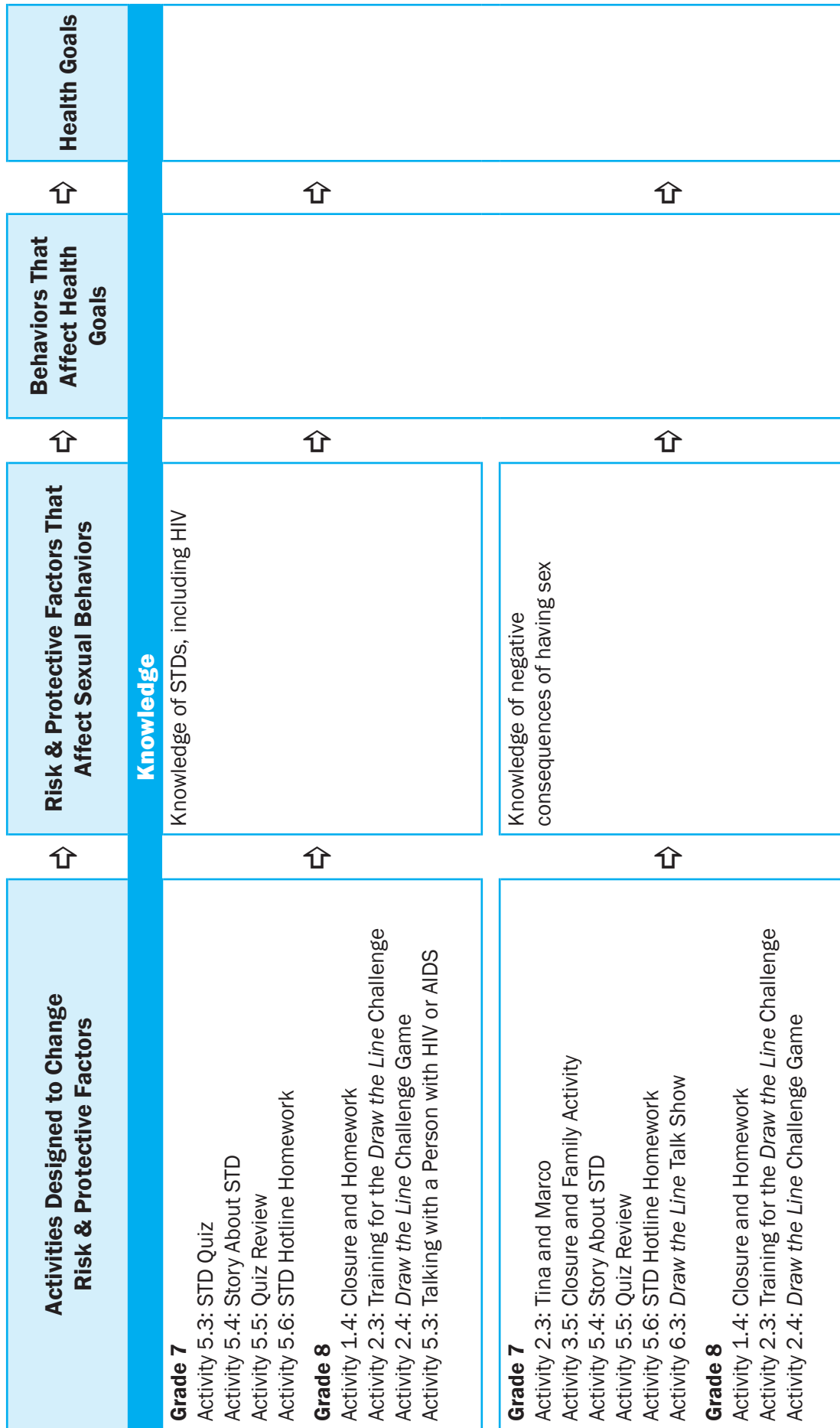
These models can:

- ◆ Provide a clear rationale for each program activity by specifying the risk and protective factors each activity is designed to change. These rationales can help curriculum implementers understand the importance of each activity.
- ◆ Serve as a map to guide adaptations so that changes or additions are consistent with the logic and factors presented in the model.
- ◆ Specify the risk and protective factors and behaviors that should be measured in an impact evaluation.

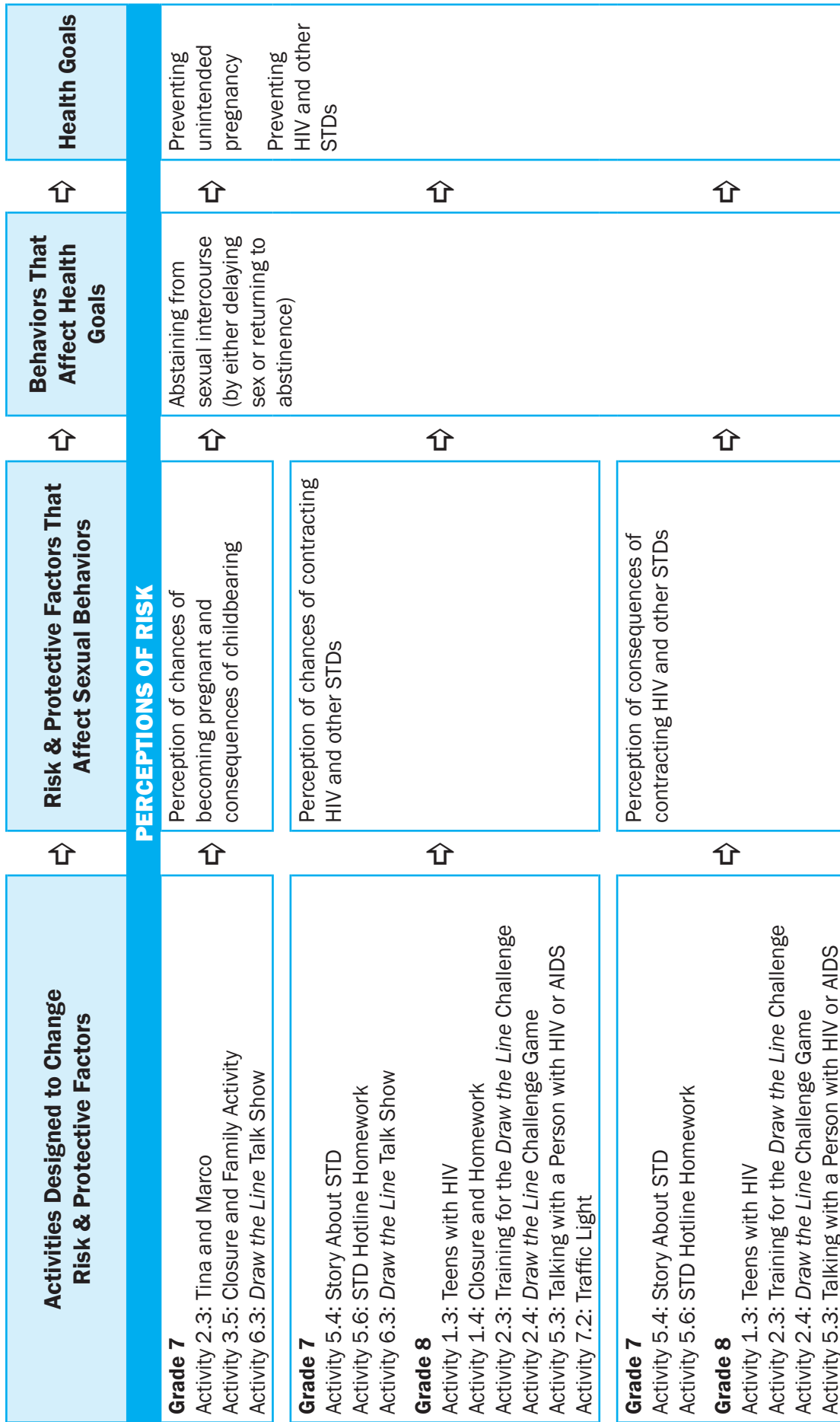
## Draw the Line/Respect the Line Logic Model: Snapshot

DTL/RTL Intervention Lessons Designed to Change Risk & Protective Factors	Risk & Protective Factors (Determinants) Affecting Sexual Behaviors Addressed in DTL/RTL	Behaviors Directly Affecting DTL/RTL's Health Goals	DTL/RTL's Health Goals
<p style="text-align: center;"><b>Grade 6</b></p> <ul style="list-style-type: none"> <li>Lesson 1: Activities 1.1 – 1.6</li> <li>Lesson 2: Activities 2.1 – 2.7</li> <li>Lesson 3: Activities 3.1 – 3.4</li> <li>Lesson 4: Activities 4.1 – 4.6</li> <li>Lesson 5: Activities 5.1 – 5.7</li> </ul> <p style="text-align: center;"><b>Grade 7</b></p> <ul style="list-style-type: none"> <li>Lesson 1: Activities 1.1 – 1.6</li> <li>Lesson 2: Activities 2.1 – 2.4</li> <li>Lesson 3: Activities 3.1 – 3.5</li> <li>Lesson 4: Activities 4.1 – 4.6</li> <li>Lesson 5: Activities 5.1 – 5.7</li> <li>Lesson 6: Activities 6.1 – 6.5</li> <li>Lesson 7: Activities 7.1 – 7.6</li> </ul> <p style="text-align: center;"><b>Grade 8</b></p> <ul style="list-style-type: none"> <li>Lesson 1: Activities 1.1 – 1.4</li> <li>Lesson 2: Activities 2.1 – 2.6</li> <li>Lesson 3: Activities 3.1 – 3.6</li> <li>Lesson 4: Activities 4.1 – 4.5</li> <li>Lesson 5: Activities 5.1 – 5.5</li> <li>Lesson 6: Activities 6.1 – 6.5</li> <li>Lesson 7: Activities 7.1 – 7.5</li> </ul>	<p style="text-align: center;"><b>PARENT-CHILD COMMUNICATION</b></p> <p><b>KNOWLEDGE of:</b></p> <ul style="list-style-type: none"> <li>• STDs, including HIV</li> <li>• negative consequences of having sex</li> <li>• methods to protect against contracting HIV and other STDs</li> <li>• situations that lead to unprotected sex, pregnancy and HIV or other STDs</li> <li>• STD testing and treatment</li> <li>• personal challenges to abstaining</li> <li>• parental values about teen pregnancy and childbearing</li> </ul> <p><b>PERCEPTION OF RISK of:</b></p> <ul style="list-style-type: none"> <li>• chances of becoming pregnant and consequences of child-bearing</li> <li>• chances of contracting HIV and other STDs</li> <li>• consequences of contracting HIV and other STDs</li> </ul> <p><b>VALUES AND ATTITUDES toward:</b></p> <ul style="list-style-type: none"> <li>• having sex versus abstaining</li> <li>• having unprotected sex</li> <li>• using condoms and contraception</li> </ul> <p><b>PERCEPTION OF PEER NORMS about:</b></p> <ul style="list-style-type: none"> <li>• having sex (versus abstaining)</li> <li>• having unprotected sex</li> </ul> <p><b>SKILLS to:</b></p> <ul style="list-style-type: none"> <li>• set a limit and recognize challenges to it</li> <li>• refuse to do something that violates their limit</li> <li>• respect other people's refusals</li> <li>• say no to sex or unprotected sex or to avoid having sex</li> <li>• recognize, avoid or get out of situations that might lead to sex</li> <li>• obtain and use condoms</li> </ul> <p><b>PARENT-CHILD COMMUNICATION about:</b></p> <ul style="list-style-type: none"> <li>• the consequences of having sex</li> </ul> <p><b>INTENTIONS to:</b></p> <ul style="list-style-type: none"> <li>• be abstinent</li> <li>• use protection</li> </ul>	<p>Abstaining from sexual intercourse (either by delaying sex or returning to abstinence)</p> <p>Using contraception (to prevent pregnancy)</p> <p>Using condoms (to prevent HIV and other STDs)</p>	<p>Preventing unintended pregnancy</p> <p>Preventing HIV and other STDs</p>

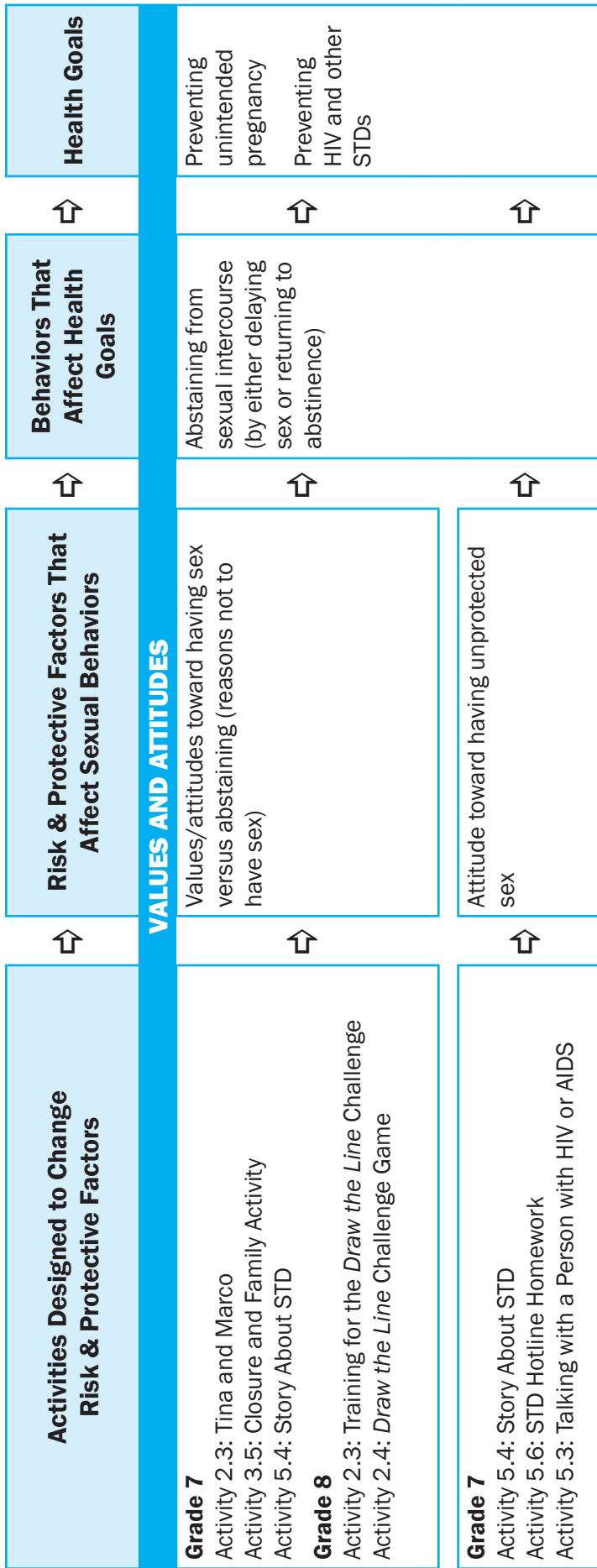
## Draw the Line/Respect the Line Logic Model: Detailed Version



Activities Designed to Change Risk & Protective Factors	Risk & Protective Factors That Affect Sexual Behaviors	Behaviors That Affect Health Goals	Health Goals
<p><b>Grade 7</b>            Activity 5.4: Story About STD            Activity 5.5: Quiz Review            Activity 5.6: STD Hotline Homework</p> <p><b>Grade 8</b>            Activity 1.4: Closure and Homework            Activity 2.3: Training for the <i>Draw the Line</i> Challenge            Activity 2.4: <i>Draw the Line</i> Challenge Game            Activity 6.3: Methods of Protection            Activity 7.3: Traffic Light</p>	<p><b>Knowledge continued</b></p> <p>Knowledge of methods to protect against contracting HIV and other STDs</p>		
<p><b>Grade 7</b>            Activity 1.5: What Makes it Hard to Say NO to Sex?            Activity 2.3: Tina and Marco            Activity 3.3: Warning Signs</p> <p><b>Grade 8</b>            Activity 3.3: Trina and Kashid            Activity 3.4: Voting: Difficult Moments            Activity 3.5: Homework: What Can You Do?</p>	<p>Awareness of situations that lead to unprotected sex, pregnancy and HIV or other STDs</p>		
<p><b>Grade 8</b>            Activity 3.3: Trina and Kashid            Activity 3.4: Voting: Difficult Moments            Activity 3.5: Homework: What Can You Do?</p>	<p>Awareness of personal challenges to abstaining</p>		
<p><b>Grade 7</b>            Activity 3.5: Closure and Family Activity</p>	<p>Understanding of parental values about teen pregnancy and childbearing</p>		

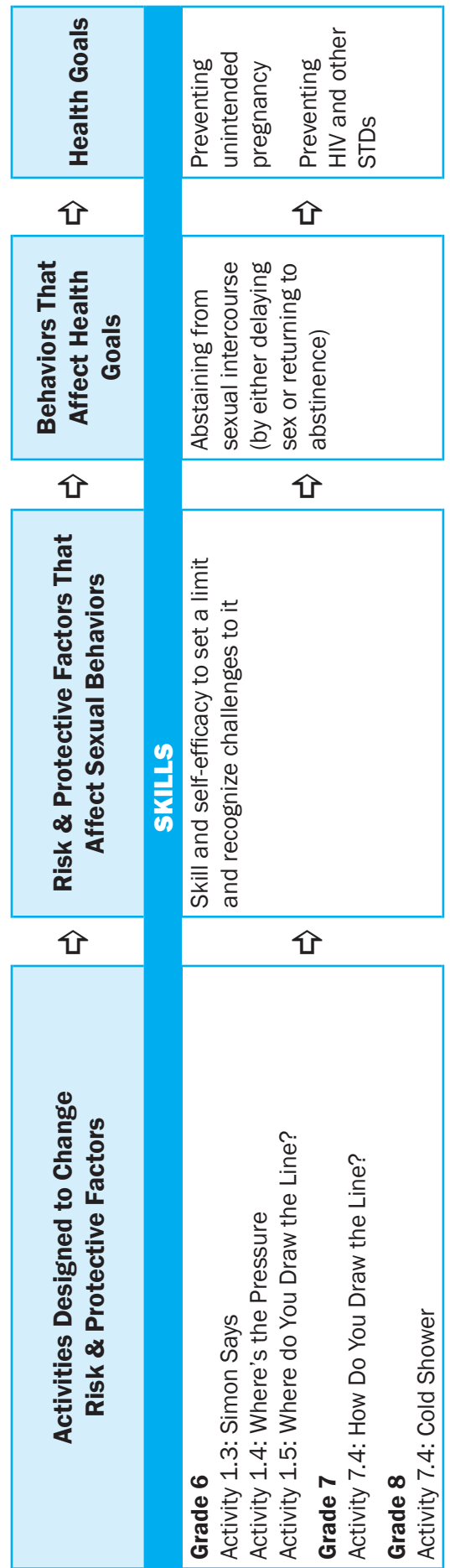
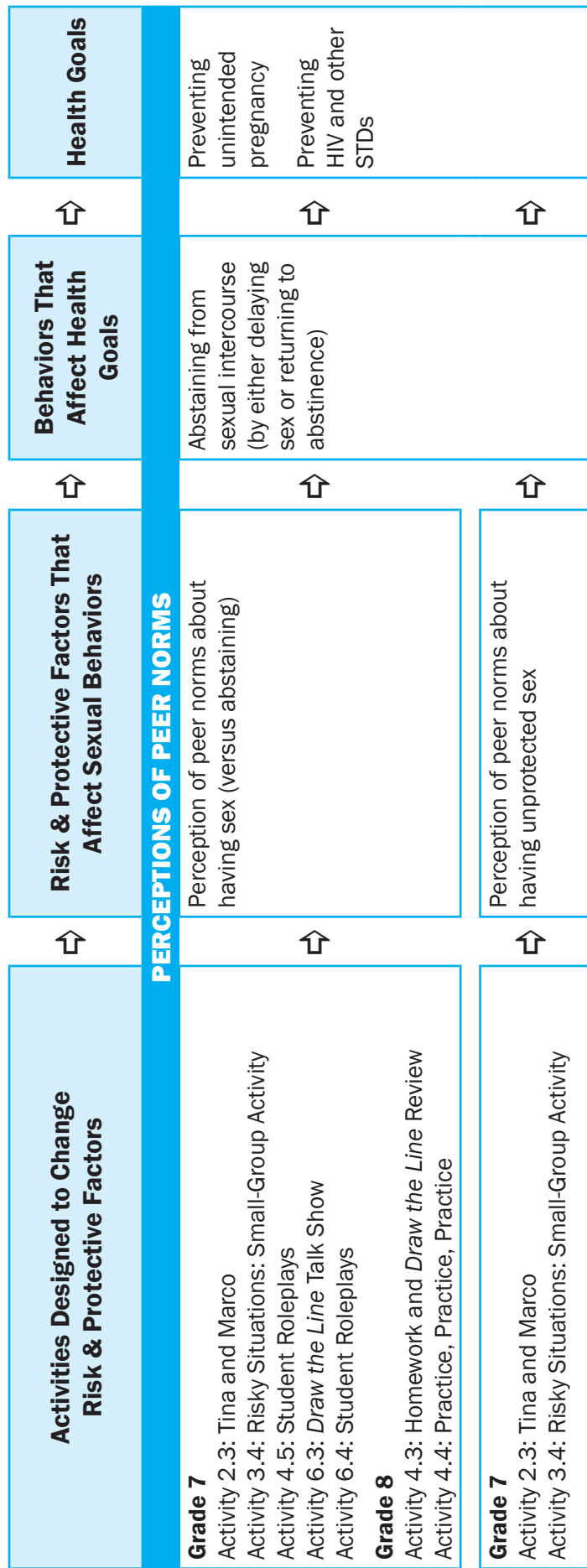


**PERCEPTIONS OF RISK**

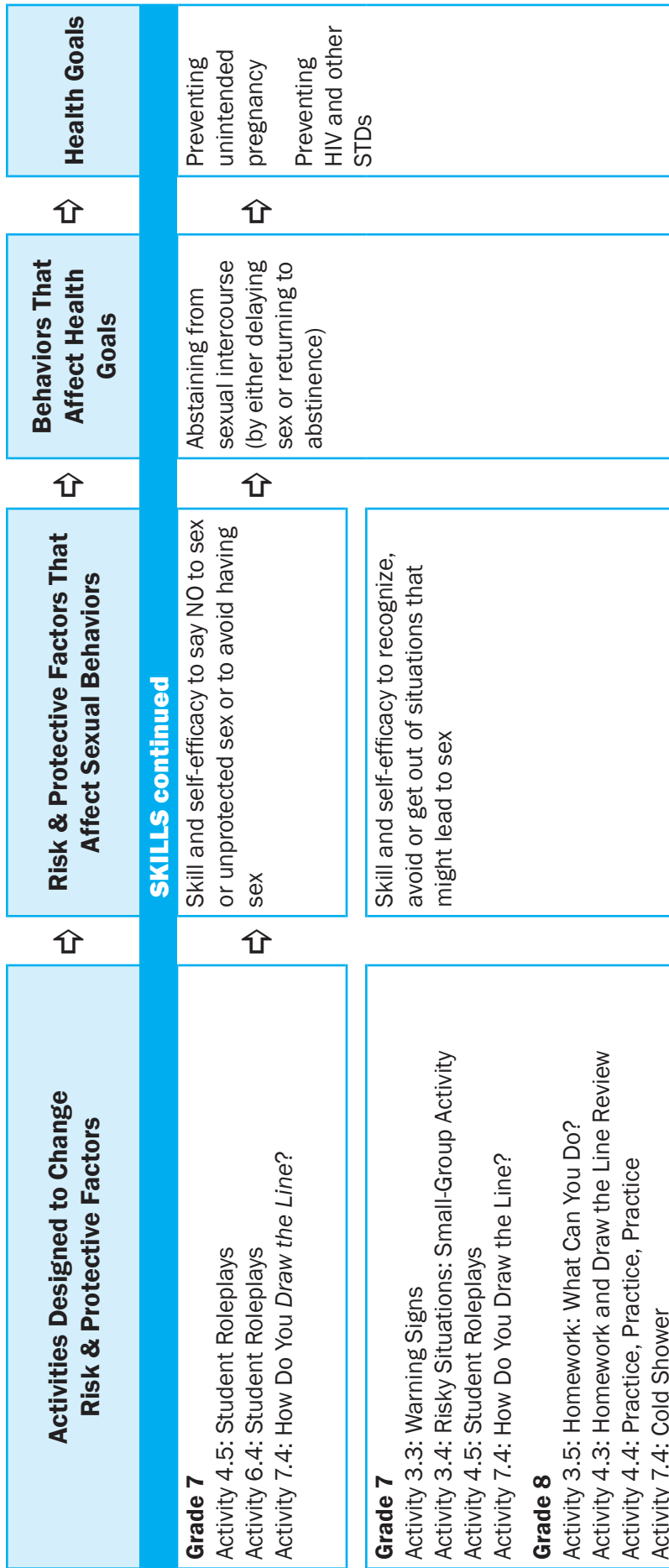


**VALUES AND ATTITUDES**

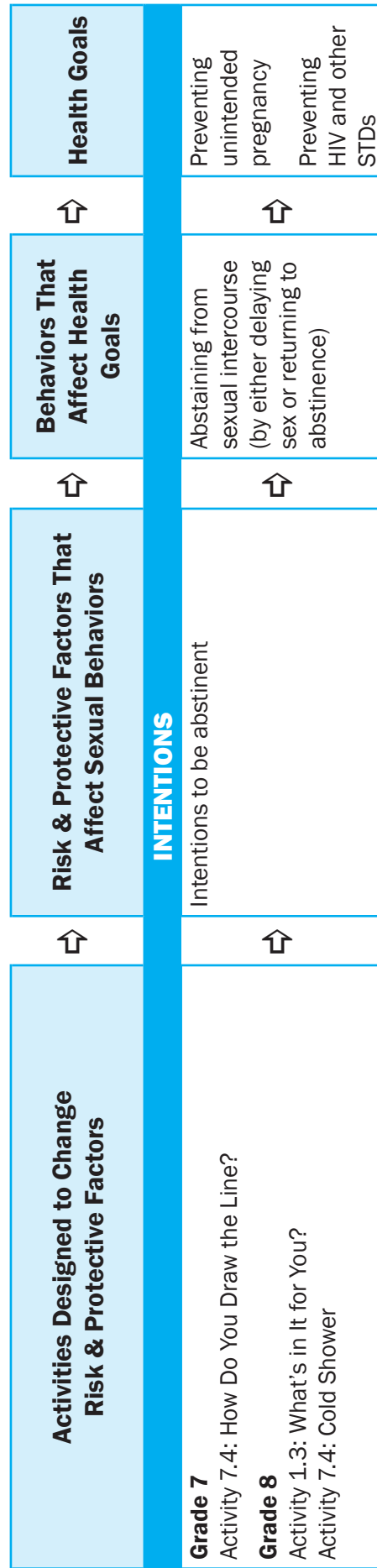
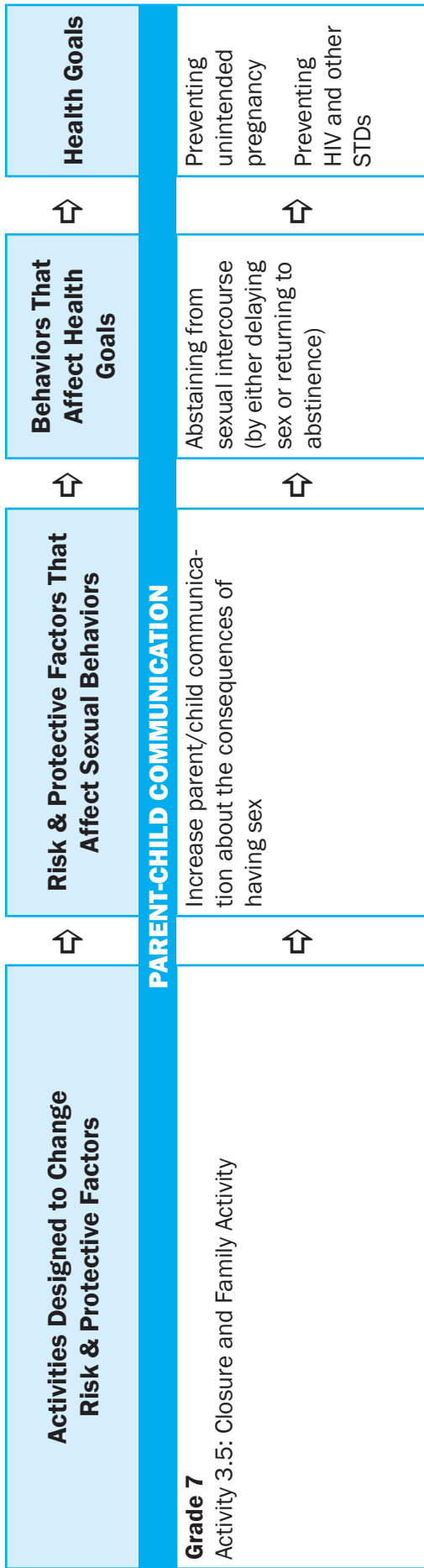


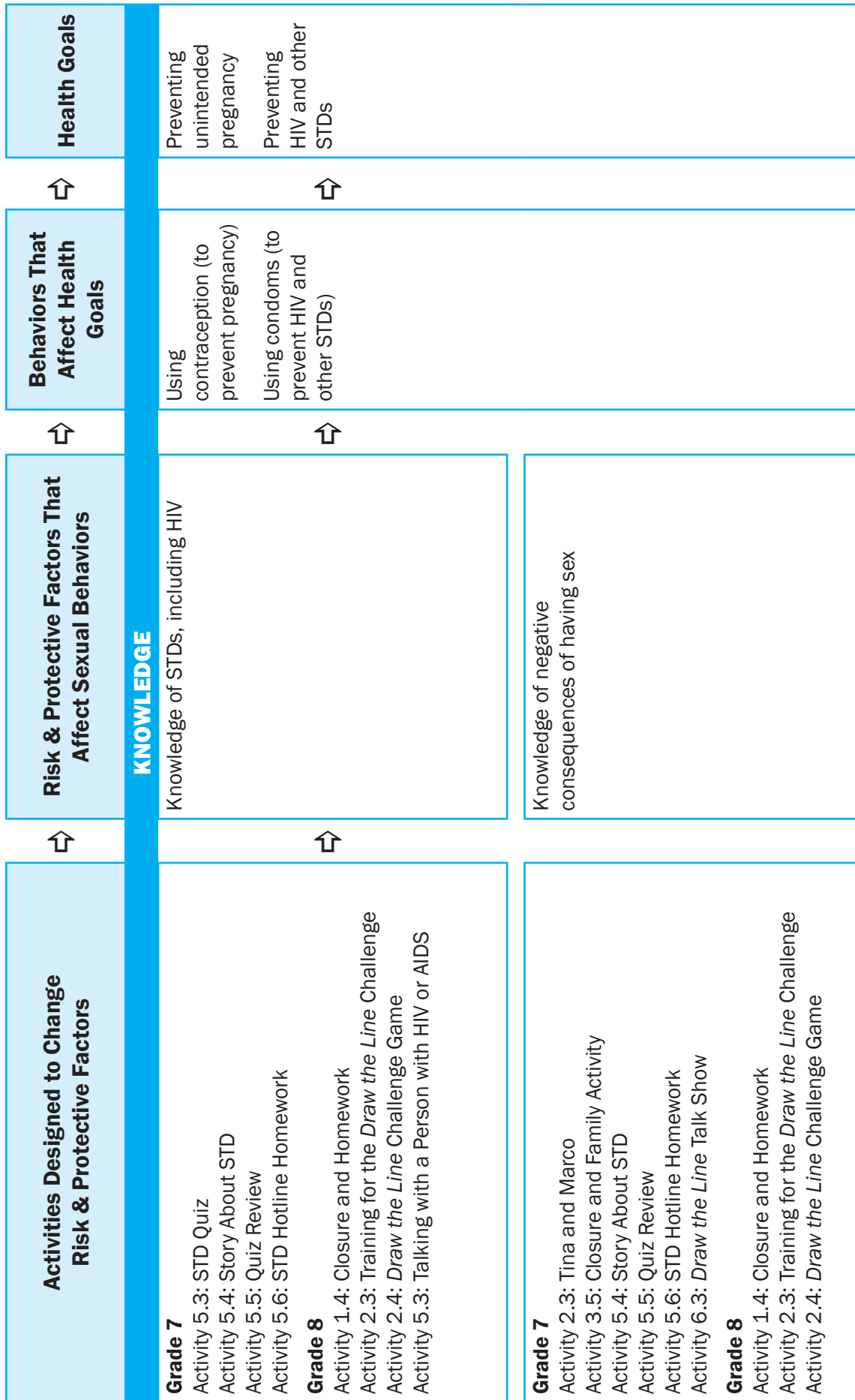


Activities Designed to Change Risk & Protective Factors	Risk & Protective Factors That Affect Sexual Behaviors	Behaviors That Affect Health Goals	Health Goals
<p><b>Grade 6</b></p> <ul style="list-style-type: none"> <li>Activity 2.3: Introduce Skill</li> <li>Activity 2.4: Introduce Steps for Drawing the Line</li> <li>Activity 2.5: Skill Demonstration Roleplay</li> <li>Activity 2.6: The Dare Roleplay</li> <li>Activity 3.3: Skill Review and Practice</li> <li>Activity 3.4: Closure and Family Activity</li> <li>Activity 4.1: Lesson 3 Review</li> <li>Activity 4.3: Changing the Subject and Walking Away</li> <li>Activity 4.4: Preparation for the Roleplay Challenge</li> <li>Activity 4.5: The Roleplay Challenge</li> <li>Activity 4.6: Closure</li> <li>Activity 5.7: Closure</li> </ul> <p><b>Grade 7</b></p> <ul style="list-style-type: none"> <li>Activity 4.3: Draw the Line Review</li> <li>Activity 4.4: Demonstration Roleplay</li> <li>Activity 4.5: Student Roleplays</li> <li>Activity 7.3: Draw the Line/ Respect the Line Review</li> <li>Activity 7.4: How Do You Draw the Line?</li> </ul>	<p style="text-align: center;"><b>SKILLS continued</b></p> <p>Skill and self-efficacy to refuse to do something that violates their limit (that they don't want to do)</p>	<p>Abstaining from sexual intercourse (by either delaying sex or returning to abstinence)</p>	<p>Preventing unintended pregnancy</p> <p>Preventing HIV and other STDs</p>
<p><b>Grade 6</b></p> <ul style="list-style-type: none"> <li>Activity 5.4: High Pressure Roleplay and Discussion</li> <li>Activity 5.5: Modeling Respecting the Line</li> <li>Activity 5.6: Student Roleplay Practice</li> <li>Activity 5.7: Closure</li> </ul> <p><b>Grade 7</b></p> <ul style="list-style-type: none"> <li>Activity 7.4: How Do You Draw the Line?</li> </ul>	<p>Skill and self-efficacy to respect other people's refusals</p>		



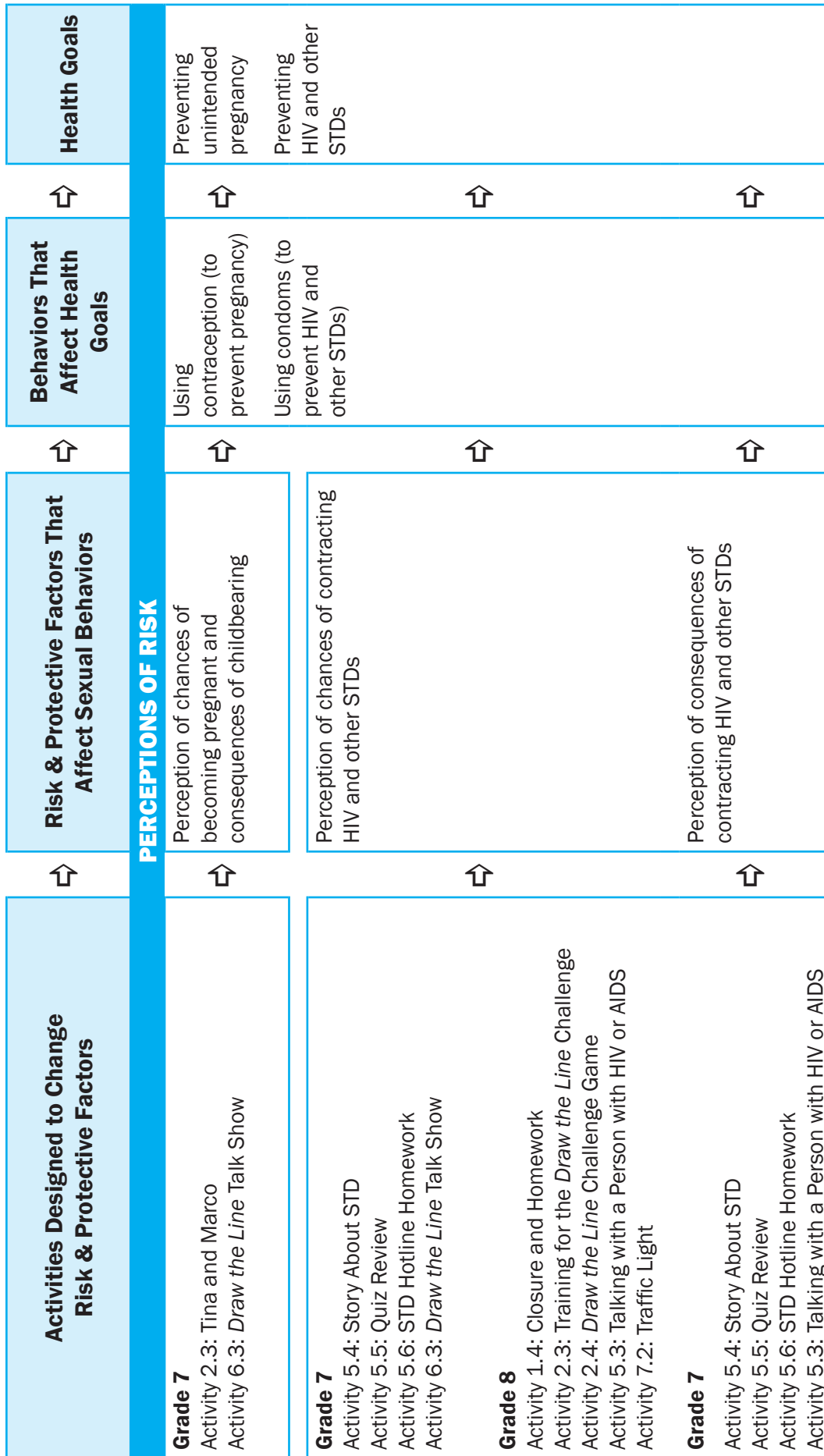
**SKILLS continued**





Activities Designed to Change Risk & Protective Factors	Risk & Protective Factors That Affect Sexual Behaviors	Behaviors That Affect Health Goals	Health Goals
<p><b>Grade 7</b>            Activity 1.5: What Makes It Hard to Say NO to Sex?            Activity 2.3: Tina and Marco            Activity 3.3: Warning Signs</p>	<p>Awareness of situations that lead to unprotected sex, pregnancy and HIV or other STDs</p>	<p>Using contraception (to prevent pregnancy)</p>	<p>Preventing unintended pregnancy</p>
<p><b>Grade 7</b>            Activity 5.4: Story About STD            Activity 5.5: Quiz Review            Activity 5.6: STD Hotline Homework</p> <p><b>Grade 8</b>            Activity 1.4: Closure and Homework            Activity 2.3: Training for the <i>Draw the Line</i> Challenge            Activity 2.4: <i>Draw the Line</i> Challenge Game            Activity 6.3: Methods of Protection            Activity 6.4: Condom Demonstration            Activity 7.2: Traffic Light</p>	<p>Knowledge of methods to protect against contracting HIV and other STDs, including abstaining, lifelong mutually monogamous partner and condoms (how they work, where to obtain them and how to use them)</p>	<p>Using condoms (to prevent HIV and other STDs)</p>	<p>Preventing HIV and other STDs</p>
<p><b>Grade 7</b>            Activity 5.4: Story About STD            Activity 5.6: STD Hotline Homework</p>	<p>Knowledge of STD testing and treatment</p>		

**KNOWLEDGE continued**



**PERCEPTIONS OF RISK**

